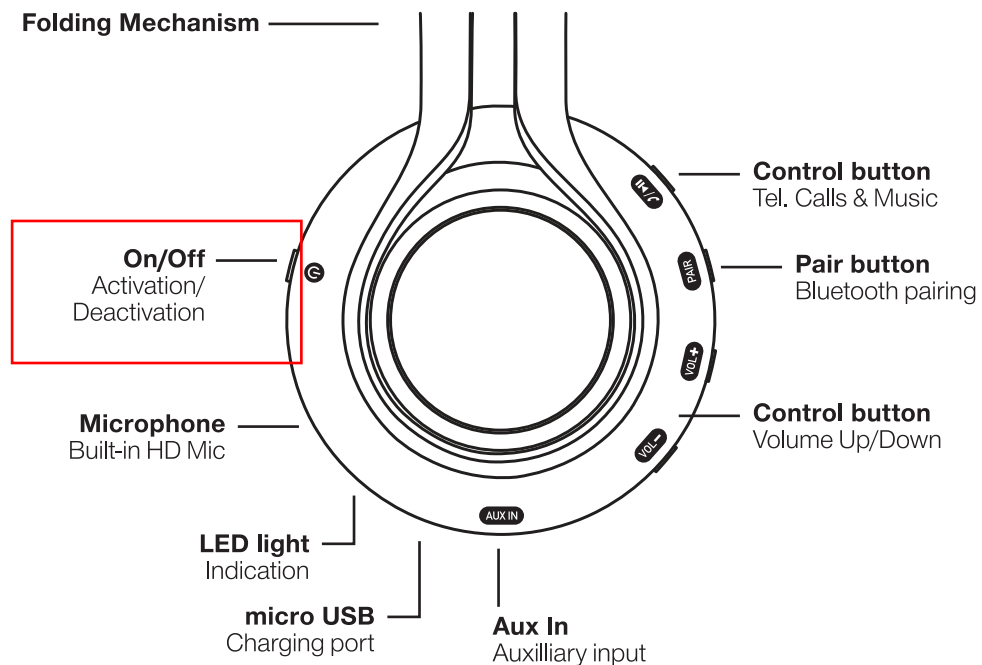


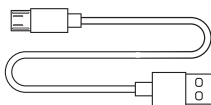
## Overview



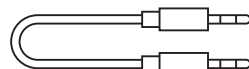
User Manual



micro USB charging cable



Audio cable 3.5mm minijack



## WARRANTY

The product comes with a 1-year warranty starting from the purchase date. Warranty is valid only with the original proof of purchase (receipt or invoice). This warranty covers only the repair or replacement of the device and it is effective only in Greece.

# BT-01

## Technical Specifications

Bluetooth Version:	<b>v4.2</b>
Battery Capacity:	<b>300mAh</b>
Charge Time:	<b>≈1.5 hours</b>
Talk/Playback Time:	<b>up to 18 hours</b>
AUX Cable Length:	<b>120cm</b>
USB Cable Length:	<b>50cm</b>
Drivers:	<b>40mm</b>
Sensitivity:	<b>100dB</b>
Impedance:	<b>32Ω</b>
Freq. Response:	<b>20Hz-20KHz</b>
Weight:	<b>160g</b>

## WARNING

- Using the headphones at a high volume for an extended period might lead to hearing damage.
- This product is not a toy. Keep out of reach of children.
- This product is not waterproof. It should be kept away from any kind of liquids and places of extreme humidity, rain, snow etc.
- Low battery may lead to "Poor" or "Lost" Bluetooth connection.
- Do not overcharge the battery of the device.
- Avoid exposing the product to excessive heat sources such as fire, candles, radiators, direct sunlight etc.
- This product should not be treated as household waste. Please hand over to the applicable collection point for the recycling of electronic equipment.

Designed in Europe by Crystal Audio.  
Assembled in China with the highest quality standards.

The Bluetooth® word mark and logos are registered trademarks owned by Bluetooth SIG Inc. and any use of such marks by Crystal Audio is under license.



**D & J DAMKALIDIS SA**

44 Zefyrou str., P. Faliro, PC 175 64  
Support: 210 9410888  
email: desk@damkalidis.gr

[www.CrystalAudio.gr](http://www.CrystalAudio.gr)

# CRYSTAL AUDIO

# BT-01



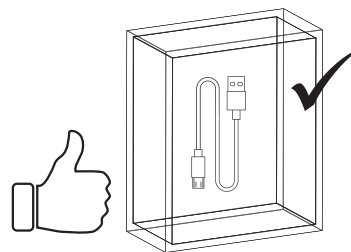
On-ear Headphones



User Manual

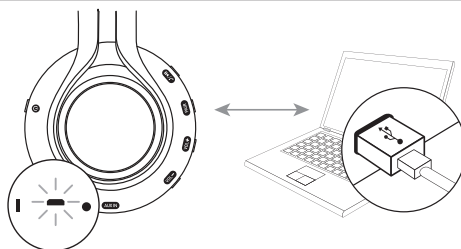
## Charge it

- Use the micro USB cable which is **included** in the package of the headphones.
- **A different micro USB cable might not be able to charge** correctly (or even not at all) the battery of the headphones.




Connect:

- the **micro USB plug** into the headphone's USB port.
- the **USB plug** into any compatible USB device.



red



- While battery is **charging** the indication light is red.

- When battery has been **fully charged** the light turns blue.

blue



A full charge of the battery takes approx. **1.5 hours**



The headphones are automatically disactivated during charging process.

## Use it



### Music

**Short press:**  
Play/Pause



**Short press:**  
Increase volume

**Long press:**  
Next track



**Short press:**  
Decrease volume

**Long press:**  
Previous track



### Calls

**Short press:**  
Answer/End call

**Long press:**  
Reject call

**Double click:**  
Redial last outgoing call

**Short press:**  
Increase volume

**Short press:**  
Decrease volume

## Connect it

**1**

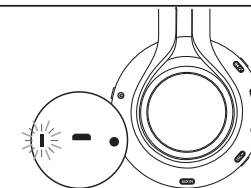
- Push the On/Off button to the left or to the right to **activate** (or deactivate) the headphones.



- Once turned on, the headphones enter automatically into **Pairing mode**

**2**

- The indication light is flashing **red-blue, alternately**.



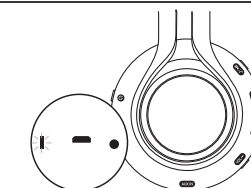
**3**

- **Activate** Bluetooth mode on your BT device.
- **Search** for available devices and select **CRYSTAL AUDIO BT-01**.



**4**

- The indication light turns **permanently blue**.
- Connection is successful.



- Please turn the headphones off when not in use in order to preserve battery life.
- The headphones will connect to the last paired device automatically as soon as you turn them on.
- The headphones will be automatically turned off if they are not connected to a device within 3 minutes.